








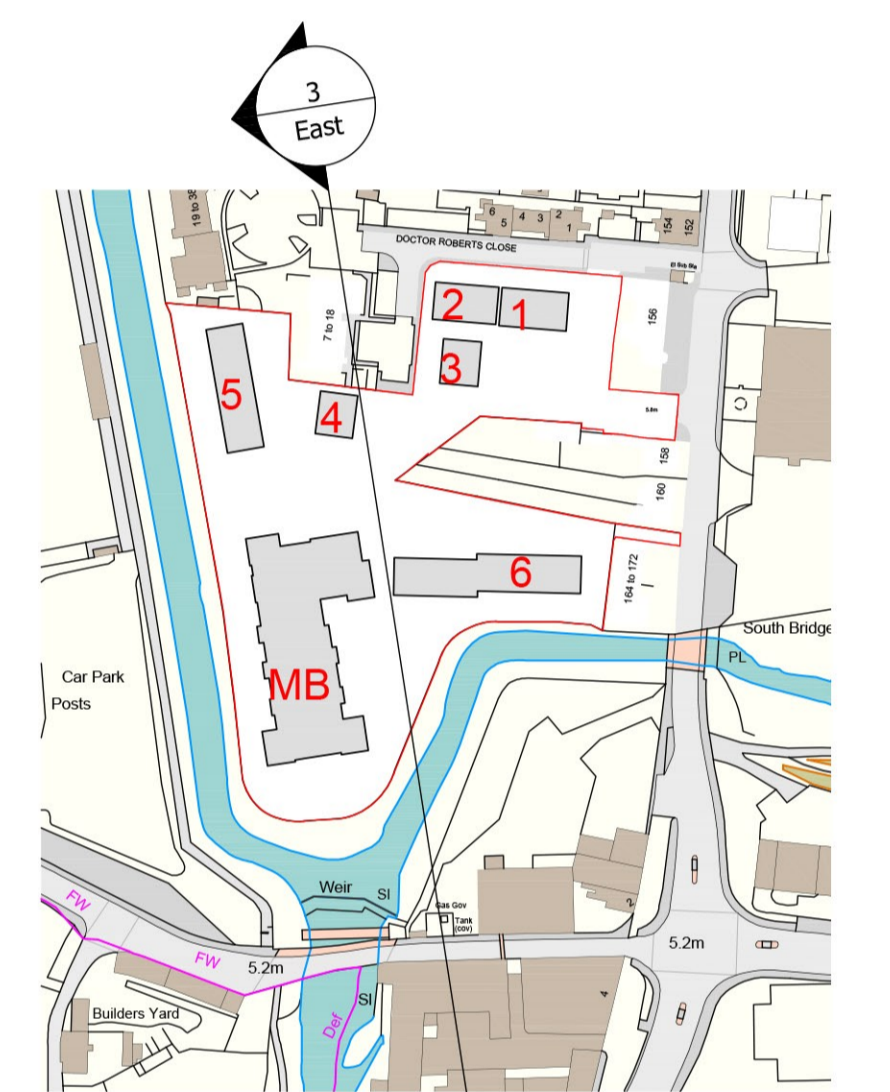


East Elevation/ Section

Scale 1:250

Key

-  Brunswick Farmhouse Mixture Red or similar
-  Bexhill Purple Multi or similar
-  Brick heads - Surrey County Red or similar
-  Marley Duo Edgemere Slate - Smooth Grey or similar
-  Marley Duo Edgemere Slate - Old English Dark Red or similar
-  Cast stone detailing
-  Painted brick



Scale 1:100

© CHURCHILL LIVING

**planning issues**  
TOWN PLANNING AND ARCHITECTURAL DESIGN  
Rob Jackson RIBA  
Design Director - South West  
Churchill House \* Farnside  
Ringwood \* Hampshire BH24 3SG  
Telephone: 014 4251 462372  
E-mail: design@planningissues.co.uk

Client  
**Churchill Living**  
Your lifestyle • Your choice

Project Title  
Retirement Housing  
Hanson and Phillips Depot  
Bridport  
DT6 3NP

Drawing Title  
APARTMENT BLOCK - ELEVATION 03  
PLANNING APPLICATION

Scale	1:100	A1	Date	July 2024
Drawn	KR	Checked	RJ	
Drawing No.				Rev.
10128BP- PA08 A				